



CHARACTERISTICS

- Neutral oxime curing, 1-component silicone weatherseal sealant (RTV-1)
- Very easy to apply
- Excellent adhesion to the majority of materials used in building and engineering industries
- Permanent elasticity
- High resistance to ageing, weather conditions and UV
- Does not affect the butyl sealing of insulated glazing or the PVB film of security glass*
- MEKO-free

APPLICATIONS

- Appropriate for placing and sealing insulated glazing and security glass.
- Appropriate as a full bedding layer for placing glazing.
- Also appropriate for bonding packers directly to the glazing.
- Adhesive strength without primer on most materials such as treated wood, abs, aluminium, steel, stainless steel, anodised steel, PVC, etc.
- Can also be used on alkali surfaces such as concrete, bricks. A primer is recommended.
- Can also be used for sealing swimming pools. At continued immersion, a primer is recommended.

TECHNICAL CHARACTERISTICS	
Uncured sealant	
Type of sealant	Polysiloxanes
Curing system	Through moisture in the air
Skin forming time (23°C and 50% R.H.)	12 min. (Pro Glass) 16 min. (Pro Glass T)
Curing rate (23°C and 50% R.H.)	2,5 - 3 mm after 24h
Density: ISO 1183	1,24 g/ml (Pro Glass) 1,02 g/ml (Pro Glass T)
Processing temperature	+5°C - +40°C
Shelf life, in the original packing in dry conditions between +5°C-+25°C	15 months
Cured sealant	
Shore A hardness: ISO 868	25 (Pro Glass) 12 (Pro Glass T)
Elastic recovery: ISO 7389	>90%
Deformation capability: ISO 11600	25%
Modulus at 100% elongation: ISO 8339	0,36 N/mm ² (Pro Glass) 0,26 N/mm ² (Pro Glass T)
% Elongation at break: ISO 8339	260% (Pro Glass) 280% (Pro Glass T)
VOC	<100 g/l
Temperature resistance	-50°C - +150°C

PACKING AND COLOURS Other packaging is available on request.
12 cartridges of 300 ml/box - 100 boxes/pallet
25 cartridges of 300 ml/box - 48 boxes/pallet
Parasilico Pro Glass: Black, RAL 9010 white
Parasilico Pro Glass T: Transparent

This technical data sheet replaces all previous editions. The data on this sheet have been compiled according to the last laboratory report. Technical characteristics can be changed or adapted. We are not responsible for any incomplete information. Before use, one needs to ensure that the product is suitable for his application. Therefore, tests are necessary. Our general conditions apply.

METHOD OF USE

Preparation

All surfaces should be dry, clean and free from dust or grease. When necessary, degrease with **Parasilico Cleaner**, MEK, alcohol or ethanol. If necessary, use a primer. It is recommended to carry out preliminary tests in order to determine the suitability of the product for its application.

Primers

Porous surfaces	Silicone Primer Porous Surfaces	Transparent	Drying time (approx.) 60 min.
Non porous surfaces	Silicone Primer Non-porous Surfaces	Transparent	Drying time (approx.) 60 min.

Application

- With a sealant gun (manual or pneumatic). The size and shape of the joint is very important. Avoid thin joints.
- Use in well-ventilated rooms. Good ventilation is important during application and curing of the product.
- Do not subject the joint to thermal, mechanical or chemical stress before curing is complete.

Joint dimensions

- Suitable joint width: from 5 mm to 30 mm.
- Joints with a width of up to 10 mm: joint depth must be equal to joint width.
- Joints wider than 10 mm: joint depth = (joint width/3) + 6 mm.

Tooling

- If desired, smooth surface before skin formation with the **Perfect Joint Tooling Agent** and/or the **Perfect Joint Tool**.
- Avoid that tooling agent ends up on the surface before applying the silicone. Silicone does not adhere to a damp surface.

Cleaning

- Before curing: Tools, surfaces and uncured residues can be removed with **Parasilico Cleaner, Multi-Purpose Super Cleaner** or **Cleaning Wipes**.
- After curing: Remove cured sealant mechanically. Remainder of silicone can be removed with **Silicone Remover**.

Repairing: With the same product.




SAFETY Refer to the packaging or safety data sheet for additional information.

POINTS OF ATTENTION

- For sanitary applications we recommend **Parasilico Sanitair N (T)** or **Parasilico Premium T**.
- No adhesion on PE, PP, PTFE (Teflon®) and bituminous substrates.
- We recommend **Parasilico PL T** on polyacrylate and polycarbonate.
- Do not use on natural stone (staining). We recommend **Parasilico NS (T)** on natural stone.
- *Tests show that **Parasilico Pro Glass (T)** is compatible with most edge seals of insulating glazing and PVB films of security glass. However, due to the large number of edge seal systems on the market and because the composition of it can be changed by the producer without mentioning, this statement does not guarantee compatibility on all glazing sealants.
- White or translucent colours can yellow slightly in the absence of UV light or through contact with smoke or detergents.
- We recommend **Paracol Miroseal** for gluing mirrors.
- Not paintable: see **Parasilico VP (T)**.

TECHNICAL APPROVALS

- CE
- **Meets the requirements of the standard: ISO 11600 F&G - 25 LM**
- **SNJF (Société National du Joint Français):**
Parasilico Pro Glass T: FACADE n° 4820 - VITRAGE n° 4808

	
14 DL Chemicals	* Information sur le niveau d'émission de substances volatiles dans l'air intérieur, présentant un risque de toxicité par inhalation, sur une échelle de classe allant de A+ (très faibles émissions) à C (fortes émissions).
EN 15651-1 F EXT - INT EN 15651-2 G No. DoP (Colours) MP0020088 No. DoP (Transparent base) MP0020089	

This technical data sheet replaces all previous editions. The data on this sheet have been compiled according to the last laboratory report. Technical characteristics can be changed or adapted. We are not responsible for any incomplete information. Before use, one needs to ensure that the product is suitable for his application. Therefore, tests are necessary. Our general conditions apply.